



REIMAGINING
SPACES

ACTIVATING
PASSION



LUCIATM By Matic Research & Development Team

Form follows body



LUCIA

This idea is underlying for the design concept of LUCIA in many different ways. As a mesh back chair, the shape of the back follows the body contours of the user. The overall design meets ergonomic needs while offering ease of use. LUCIA has a distinguished shape with its light, sleek and transparent design.

LUCIA lines represent autonomy and mutability at the same time. The distinctive back design, contributes to its distinctive appearance. The extraordinary colour concept plays a crucial role too.





2/



3/

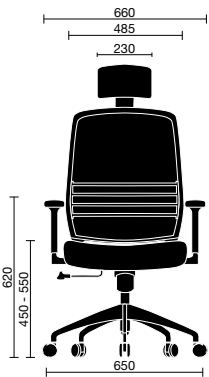


1/ **A Whole Family** LUCIA family is a complete seating line of executive chairs, work chairs and cantilever chairs. 2/ **The Chair That Does More** LUCIA chair is the product of our research into today's workers and the evolving workplace, which helped us to define a new dimension in work-life balance. 3/ **Choice And Attainability** LUCIA combines quality with attainability. Each chair comes in a spectrum of colour options and is offered at an affordable price to suit a range of applications.

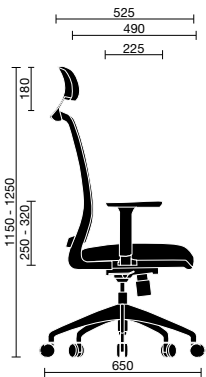
ABBREVIATED STATEMENT OF LINE

| | |  |  |  |  |
|------------|---|---|---|---|---|
| | | LUCIA H 01 | LUCIA H 02 | LUCIA H 03 | LUCIA H 04 |
| Headrest | Fixed | ● | ○ | ○ | ○ |
| Backrest | Fixed lumbar support | ● | ● | ● | ● |
| Armrests | Height adjustable | ● | ● | ● | ● |
| Seat | Polyurethane moulded foam | ● | ● | ● | ● |
| Upholstery | Mesh + Fabric / Leather | ● | ● | ● | ● |
| Mechanism | Conventional metal synchronized mechanism | ● | ● | ● | ○ |
| Base | Aluminium high base | ● | ● | ● | ○ |
| | Cantilever chrome base | ○ | ○ | ○ | ● |

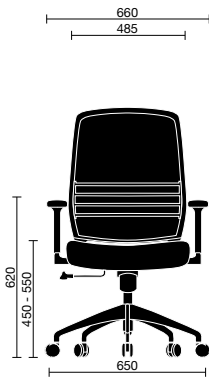
GENERAL DIMENSIONS



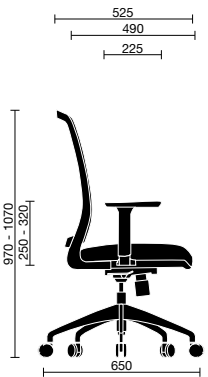
Lucia H 01 (Front view)



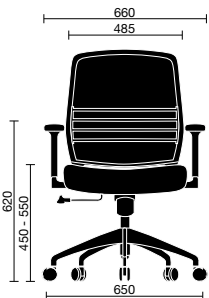
Lucia H 01 (Side view)



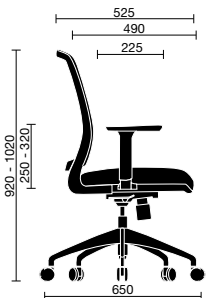
Lucia H 02 (Front view)



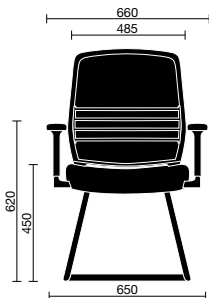
Lucia H 02 (Side view)



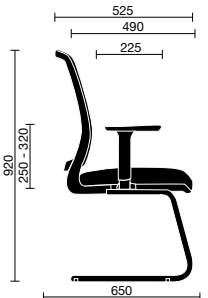
Lucia H 03 (Front view)



Lucia H 03 (Side view)



Lucia H 04 (Front view)



Lucia H 04 (Side view)

*All dimensions in mm.



LUCIA M 01



LUCIA M 02

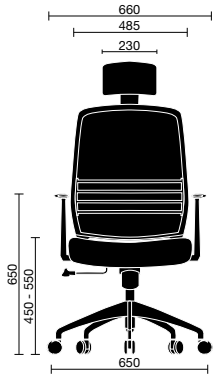


LUCIA M 03



LUCIA M 04

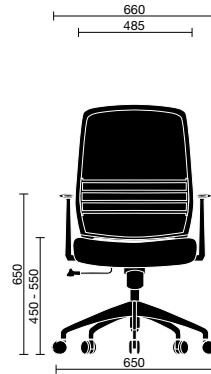
| | | | | | |
|------------|---|---|---|---|---|
| Headrest | Fixed | ● | ○ | ○ | ○ |
| Backrest | Fixed lumbar support | ● | ● | ● | ● |
| Armrests | Fixed | ● | ● | ● | ● |
| Seat | Polyurethane moulded foam | ● | ● | ● | ● |
| Upholstery | Mesh + Fabric / Leather | ● | ● | ● | ● |
| Mechanism | Conventional metal synchronized mechanism | ● | ● | ● | ○ |
| Base | Nylon high base | ● | ● | ● | ○ |
| | Cantilever powder coat base | ○ | ○ | ○ | ● |



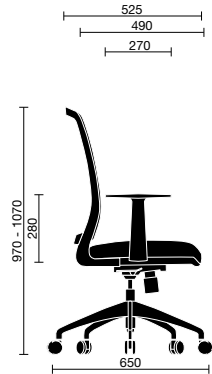
Lucia M 01 (Front view)



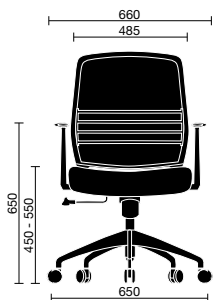
Lucia M 01 (Side view)



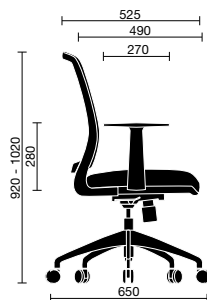
Lucia M 02 (Front view)



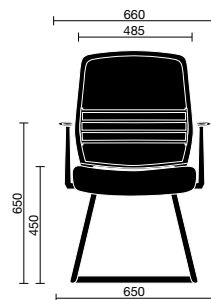
Lucia M 02 (Side view)



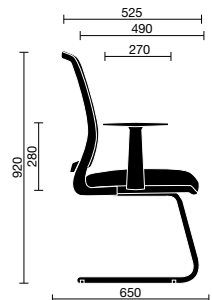
Lucia M 03 (Front view)



Lucia M 03 (Side view)







Lucia M 04 (Front view)



Lucia M 04 (Side view)


*All dimensions in mm.

ABBREVIATED STATEMENT OF LINE

| | |  |  |  |  |
|------------|---|---|---|---|---|
| | | LUCIA E 01 | LUCIA E 02 | LUCIA E 03 | LUCIA E 04 |
| Headrest | Fixed | <input checked="" type="radio"/> | <input type="radio"/> | <input type="radio"/> | <input type="radio"/> |
| Armrests | Fixed | <input checked="" type="radio"/> | <input checked="" type="radio"/> | <input checked="" type="radio"/> | <input checked="" type="radio"/> |
| Seat | Polyurethane moulded foam | <input checked="" type="radio"/> | <input checked="" type="radio"/> | <input checked="" type="radio"/> | <input checked="" type="radio"/> |
| Upholstery | Mesh + Fabric / Leather | <input checked="" type="radio"/> | <input checked="" type="radio"/> | <input checked="" type="radio"/> | <input checked="" type="radio"/> |
| Mechanism | Conventional metal synchronized mechanism | <input checked="" type="radio"/> | <input checked="" type="radio"/> | <input checked="" type="radio"/> | <input type="radio"/> |
| Base | Polypropylene base | <input checked="" type="radio"/> | <input checked="" type="radio"/> | <input checked="" type="radio"/> | <input type="radio"/> |
| | Cantilever powder coat base | <input type="radio"/> | <input type="radio"/> | <input type="radio"/> | <input checked="" type="radio"/> |

SURFACE MATERIALS

HEAD & SEAT

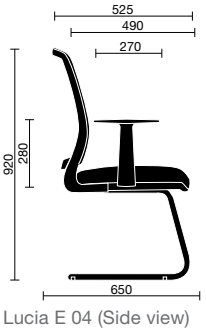
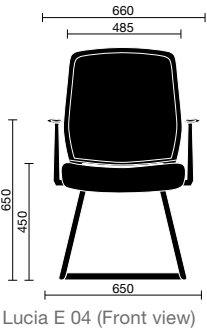
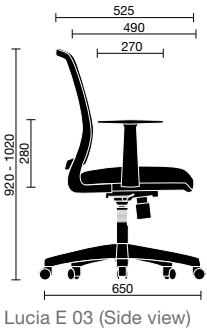
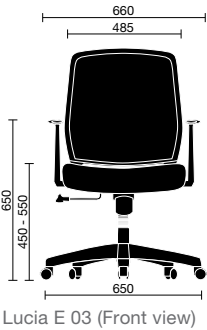
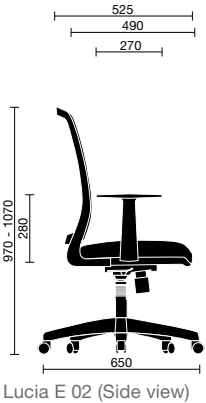
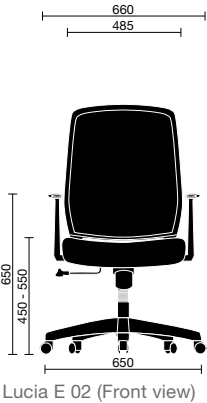
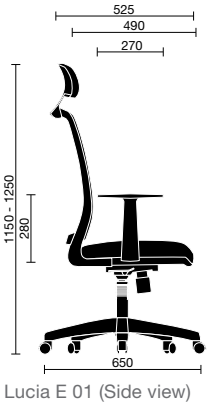
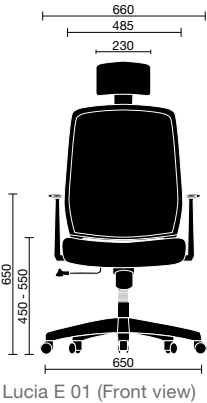


BACKREST



*Digital surface material images are provided as a preliminary color reference and should not be used for final color selection.

GENERAL DIMENSIONS



*All dimensions in mm.