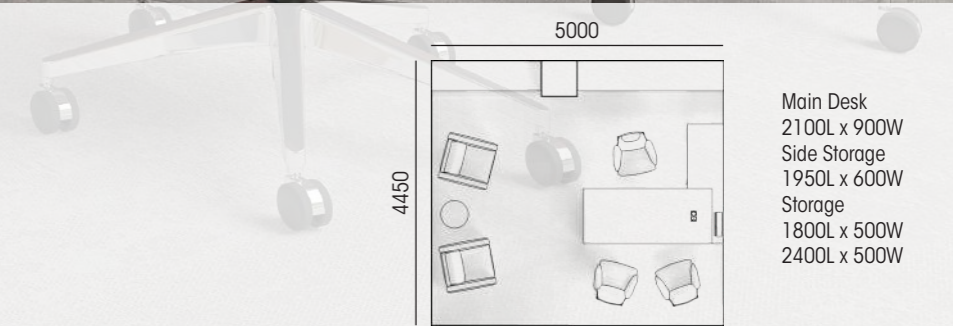


A sober, essential executive office desk.



The Geo Executive office desk is designed for top executive environments. Timelessly elegant, this workstation blends quality materials. The work top is in veneer and stands on wood particle panel legs with ebony inserts. A storage unit in melamine finish is placed on the right-hand side of the structure and include set of two drawers.

Geo Executive is the ideal office desk for directors who need to keep documents to hand.



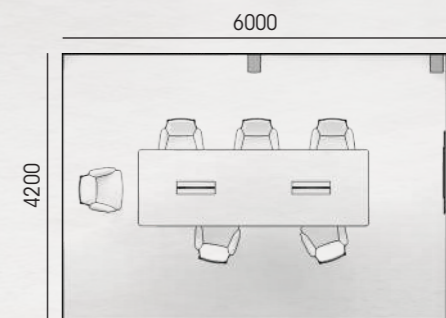
- Main Desk  
2100L x 900W
- Side Storage  
1950L x 600W
- Storage  
1800L x 500W
- 2400L x 500W

A meeting table that unites design and simplicity.



Every important decision is underpinned by tangible and intangible factors that make a difference. That's why Geo meeting tables are conducive to fruitful discussions with their elegant, classical design to modern office design criteria. The table features well-balanced contrasts in melamine and veneer finishes, enhanced by a range of accessories with which to customise their performance.

Geo meeting tables adapt to the needs of those whose role is to make decisions.



Conference Table  
3600L x 1200W

(Up to 10 seater)

## Details and Features

### Side Storage & Storage unit Details



Push to open drawer with full extension drawer slides.



Soft closing and push to open swing door.

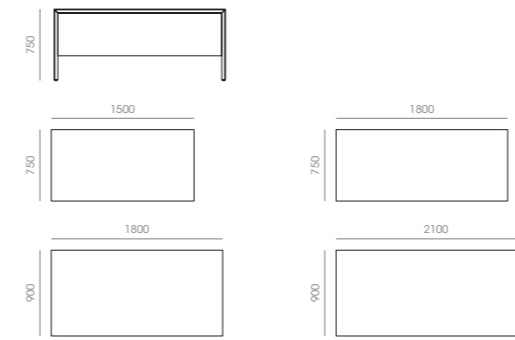


Chamfer edge top and side panel with veneer finish and melamine carcass

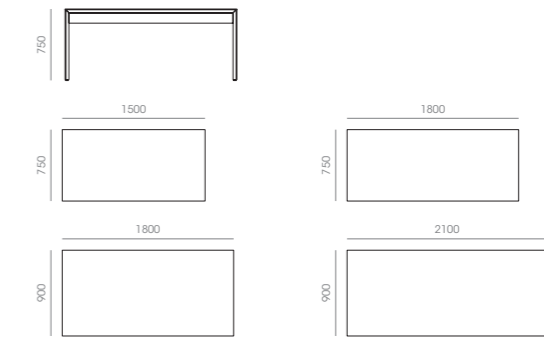
## Statement of Line

### Individual and Executive Desks

#### Desk c/w Modesty

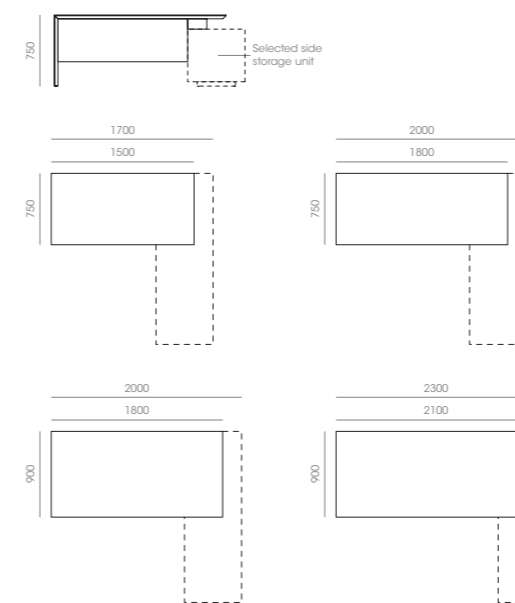


#### Desk w/o Modesty

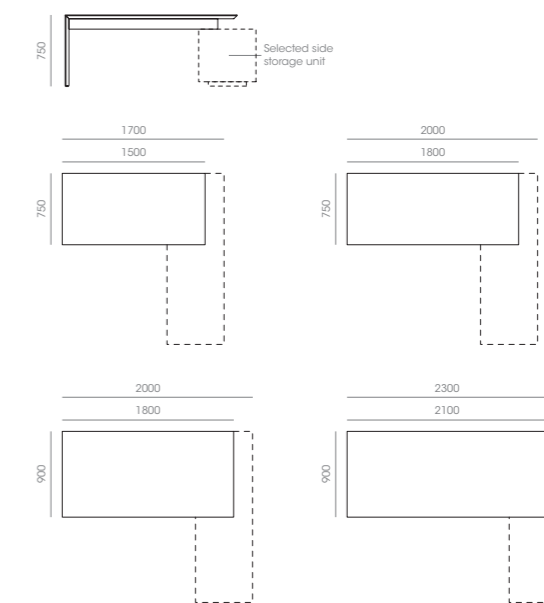


### Executive Desks Supported by Side Storage Unit

#### Desk c/w Modesty



#### Desk w/o Modesty



### Side Storage Units

#### Side Storage Composition 1 (1500L / 1800L)



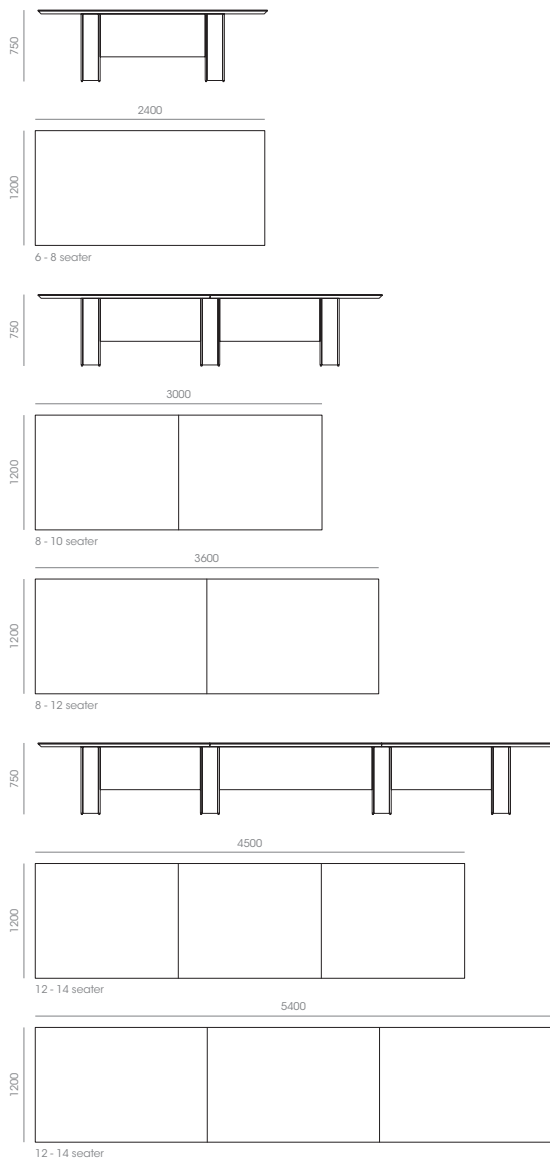
#### Side Storage Composition 2 (1950L / 2250L)



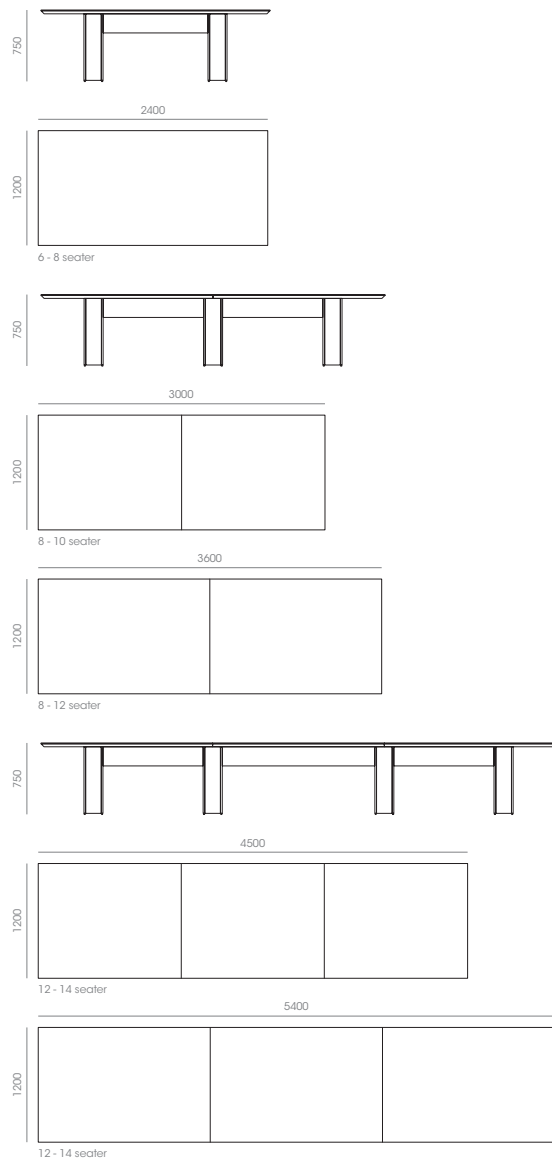
# Statement of Line

## Meeting and Conference Tables

### Meeting and Conference Table c/w Modesty

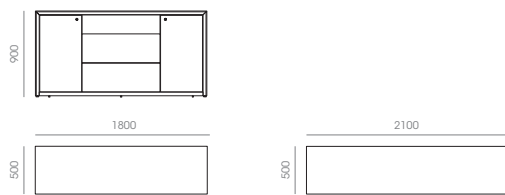


### Meeting and Conference w/o Modesty



## Storage Units

### Storage Composition 1 (1800L / 2100L)



### Storage Composition 2 (2400L)

